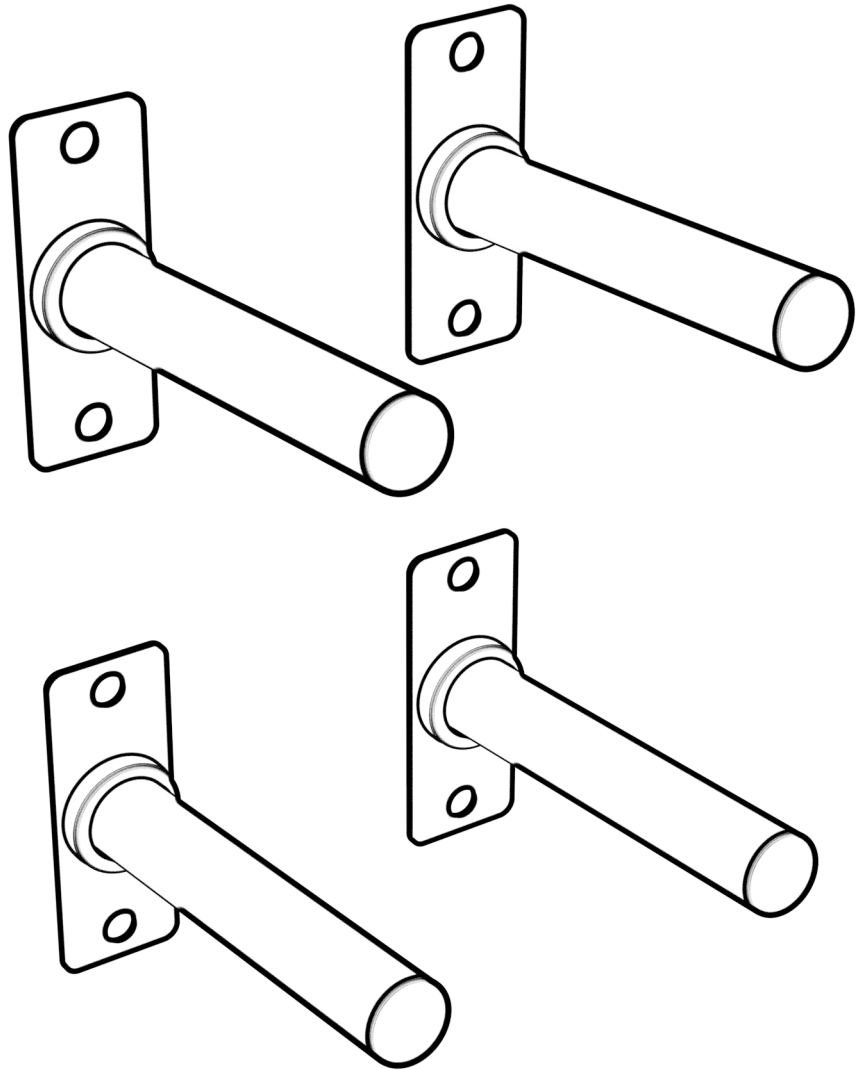


 **SYNERGEE[®]**

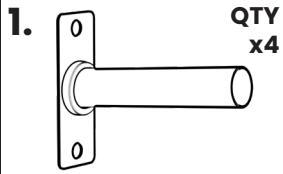
WEIGHT PEG SET

SF2300 SERIES

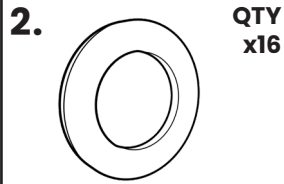


PARTS LIST

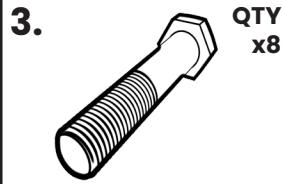
IF ANY PIECES ARE MISSING, PLEASE CONTACT US IMMEDIATELY:
HELLO@SYNERGEEFITNESS.COM OR 1.855.217.7136



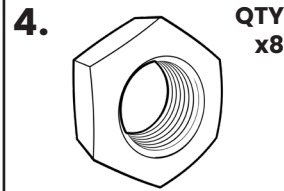
2300-08



M16 WASHERS



M16x80mm HEX SCREW

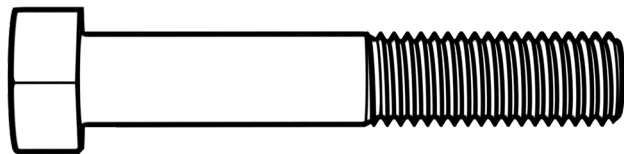


M16 NUT



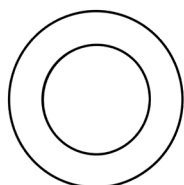
HARDWARE SIZING CHART

M16x80
HEX SCREW



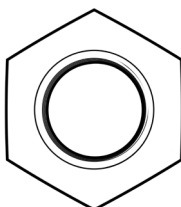
STEPS
1

WASHERS



M16 WASHER

NUTS



M16 NUT

ASSEMBLY

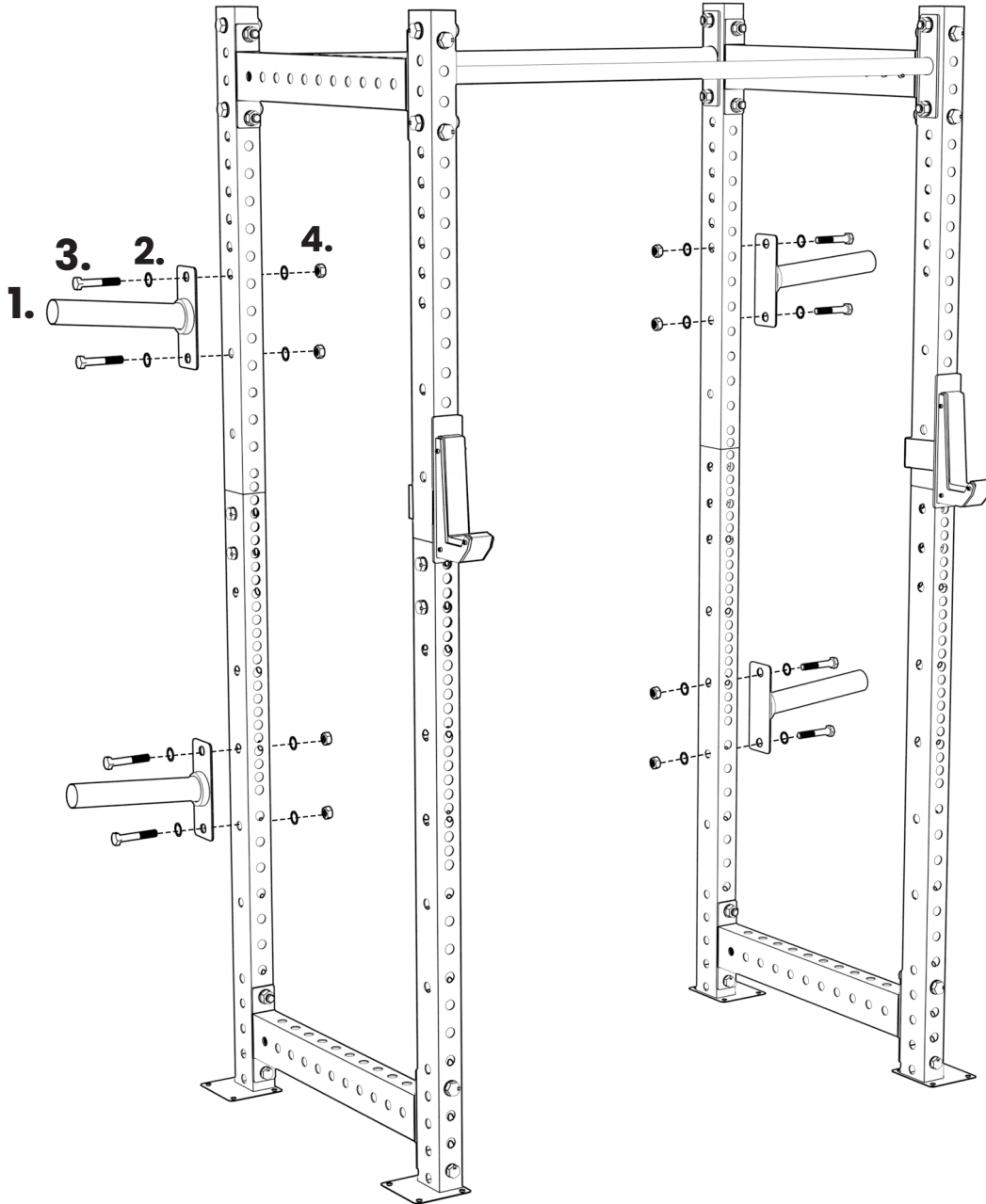
STEP: 1A

4 PEG SETUP

- ENSURE PEGS ARE ANGLED UPWARDS

STEP PART GUIDE

#	PART NAME	QTY
1.	2300-08	4
2.	M16 WASHER	16
3.	M16x80MM HEX SCREW	8
4.	M16 NUT	8



ASSEMBLY

STEP: 1B

8 PEG SETUP

- ENSURE PEGS ARE ANGLED UPWARDS

STEP PART GUIDE

#	PART NAME	QTY
1.	2300-08	8
2.	M16 WASHER	32
3.	M16x80MM HEX SCREW	16
4.	M16 NUT	16

